



EndExam

QUESTION & ANSWER

Accurate study guides, High passing rate!



We offer free update service for one year!

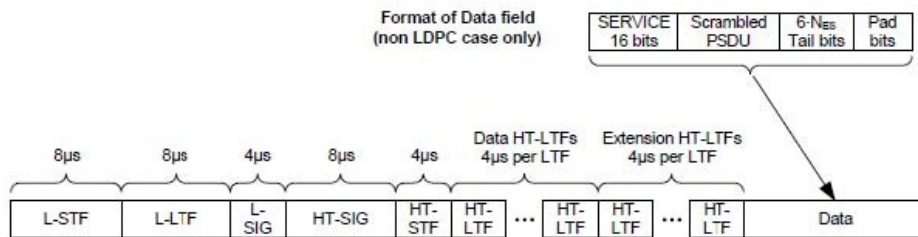
<http://www.endexam.com>

Exam : **PW0-270**

Title : Certified Wireless Analysis
Professional (CWAP)

Version : Demo

1.What HT PPDU format is shown in the exhibit?



- A. HT-mixed format
- B. HT-greenfield format
- C. Non-HT format
- D. Non-HT duplicate format
- E. Dual Training Field format
- F. ERP-OFDM format

Answer: A

2.What is the purpose of a PHY preamble.?

- A. It provides the receiver(s) with an opportunity for RF channel synchronization prior to the start of the PLCP header.
- B. It communicates important information about the PSDU's length, rate, and upper layer protocol-related parameters.
- C. It provides a cyclic redundancy check (CRC) for the receiving station to validate that the PLCP header was received correctly.
- D. It indicates to the PHY the modulation that shall be used for transmission (and reception) of the PSDU.

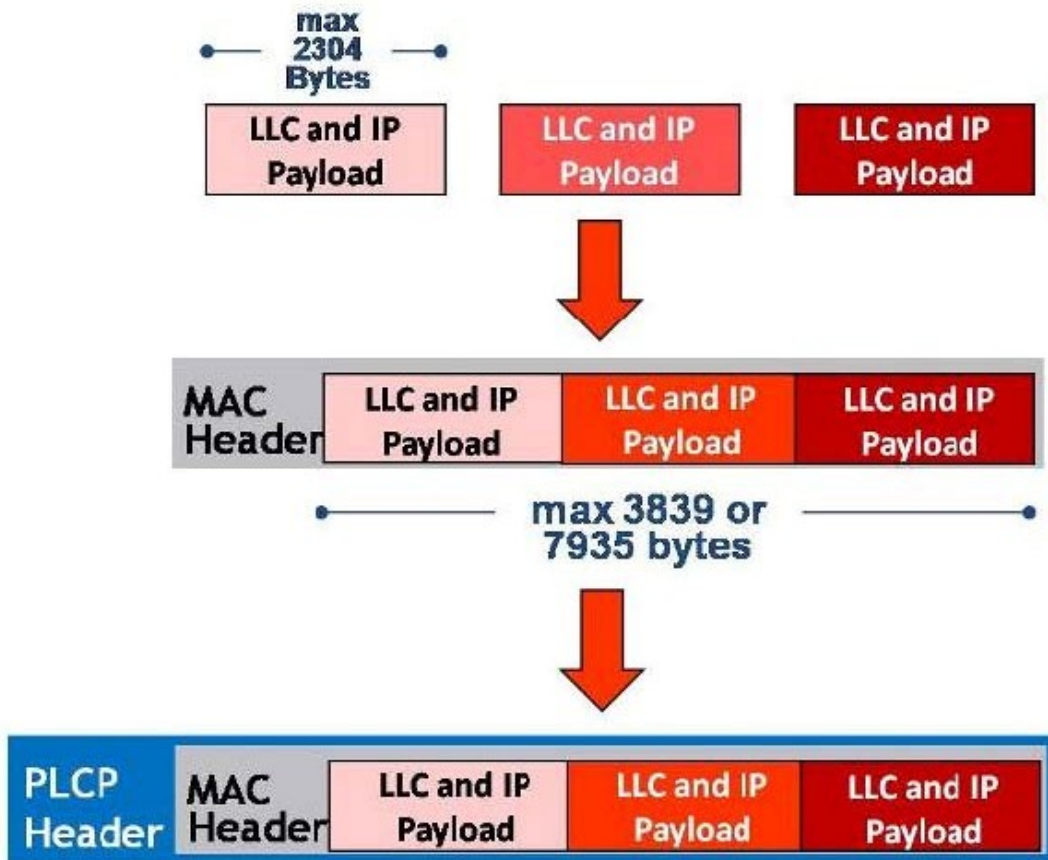
Answer: A

3.When a 5 GHz HT station in a 40 MHz BSS desires to protect a 40 MHz transmission from an OFDM station using an RTS/CTS or CTS-to-Self exchange, what frame format is used for the RTS and/or CTS frames?

- A. HT-mixed format
- B. HT-greenfield format
- C. Dual-CTS
- D. Non-HT Duplicate
- E. Phased Coexistence PPDU

Answer: D

4.What IEEE 802.11 technology is illustrated by the exhibit?



- A. Fragmentation
- B. TCP Fragment Bursting
- C. A-MSDU
- D. A-MPDU
- E. U-APSD
- F. Jumbo frames

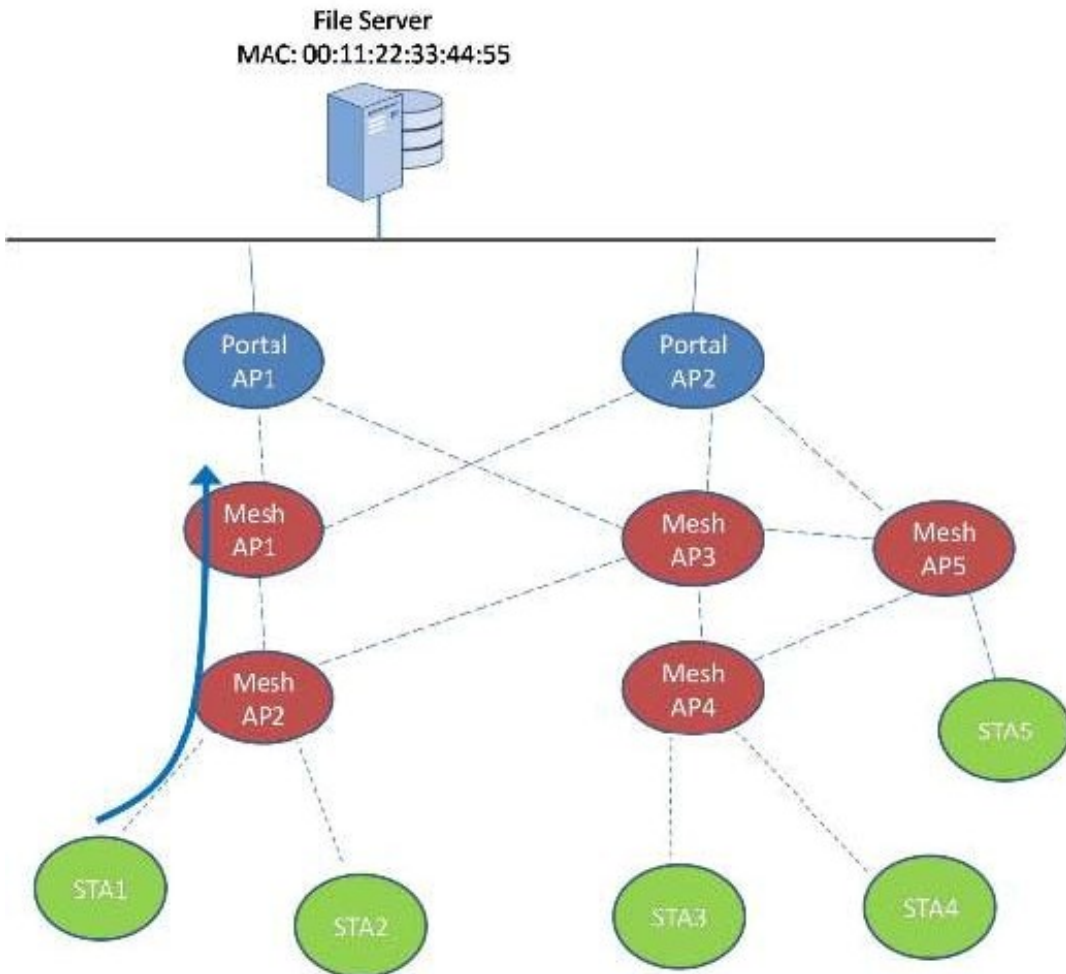
Answer: C

5. Which statements are true regarding Beacons from an AP in an HT infrastructure BSS that is configured with multiple WLAN profiles? (Choose 3)

- A. Beacons can be disabled for security purposes.
- B. The BSSID and Source Address are always the same.
- C. The Destination Address is always FF:FF:FF:FF:FF:FF.
- D. The Receiver address and the BSSID are always the same.
- E. When the SSID is "hidden," the ESS subfield of the Capability Information field distinguishes one BSS from another.
- F. All Beacons generated by APs contain a TIM information element.
- G. The Beacon interval must be the same for all WLANs (SSIDs) supported by a single AP

Answer: B,C,F

6. Using the exhibit as a reference, answer the following.



STA1 sent a data frame to Mesh AP2 destined for a local file server on the same subnet with MAC address 00:11:22:33:44:55. Mesh AP2's mesh forwarding algorithm determined that the frame should be forwarded through Mesh AP1.

In the frame sent from Mesh AP2 to Mesh AP1, what is true of the contents of the MAC header? (Choose 3)

- A. SA = Mesh AP2's MAC Address
- B. RA = Mesh AP1's MAC Address
- C. TA = STA1's MAC Address
- D. DA = 00:11:22:33:44:55
- E. To DS = 0
- F. From DS = 1

Answer: B,D,F

7. According to 802.11-2007, in what frame type(s) might you find the PMK Count and PMKID List fields?

- A. All frames that include the RSN IE
- B. Only (Re)Association Request frames
- C. Beacon and Probe Response frames
- D. EAPoL 4-Way Handshake frames
- E. Authentication and Association Request and Response frames

Answer: B

8.Which statement is true regarding the Association Identifier (AID) used in IEEE 802.11 WLANs?

- A. The AID has a maximum value of 2048, and is used to uniquely identify a wireless client station associated with an access point.
- B. The AID has a maximum value of 2007, and resides in the duration/ID field of a PS-Poll frame.
- C. The client station is assigned an AID value in the 802.11 authentication response frame.
- D. The AID field is present only in Beacons frames.
- E. The AID is used by the access point in EDCA mode to reduce duplicate transmissions when sending multicasts.

Answer: B

9.In which 802.11 frames is the SSID present, provided the SSID is not removed through proprietary software configuration by an administrator? (Choose 3)

- A. Association Request
- B. Reassociation Request
- C. Probe Response
- D. Disassociation
- E. Authentication
- F. Association Response

Answer: A,B,C

10.In the frame decode shown, there are two sets of supported data rates. 1, 2, 5.5, and 11 Mbps are all shown as "basic" data rates, and 6, 9, 12, 18, 24, 36, 48, and 54 Mbps are shown simply as supported data rates.

No	M	Time	Delta	Length	Rate	Source	Destination	BSSID	Summary		
1	<input checked="" type="checkbox"/>	5/27 13:58:23.000000	0.000000	8	324	-79	1	Belkin:20:1C:C9	FF:FF:FF:FF:FF:FF	Belkin:20:1C:C9	802.11 beacon
2	<input type="checkbox"/>	5/27 13:58:23.102381	0.102381	9	324	-74	1	Belkin:20:1C:C9	FF:FF:FF:FF:FF:FF	Belkin:20:1C:C9	802.11 beacon
3	<input type="checkbox"/>	5/27 13:58:23.204795	0.204795	9	324	-74	1	Belkin:20:1C:C9	FF:FF:FF:FF:FF:FF	Belkin:20:1C:C9	802.11 beacon
4	<input type="checkbox"/>	5/27 13:58:23.307191	0.307191	9	324	-71	1	Belkin:20:1C:C9	FF:FF:FF:FF:FF:FF	Belkin:20:1C:C9	802.11 beacon
5	<input type="checkbox"/>	5/27 13:58:23.511987	0.511987	10	324	-81	1	Belkin:20:1C:C9	FF:FF:FF:FF:FF:FF	Belkin:20:1C:C9	802.11 beacon
6	<input checked="" type="checkbox"/>	5/27 13:58:23.584519	0.584519	10	218	-35	2	Ruckus:01:90:B9	FF:FF:FF:FF:FF:FF	Ruckus:01:90:B9	802.11 beacon
7	<input type="checkbox"/>	5/27 13:58:23.614398	0.614398	10	324	-82	1	Belkin:20:1C:C9	FF:FF:FF:FF:FF:FF	Belkin:20:1C:C9	802.11 beacon
8	<input type="checkbox"/>	5/27 13:58:23.789402	0.789402	11	218	-37	2	Ruckus:01:90:B9	FF:FF:FF:FF:FF:FF	Ruckus:01:90:B9	802.11 beacon
9	<input type="checkbox"/>	5/27 13:58:23.891814	0.891814	11	218	-37	2	Ruckus:01:90:B9	FF:FF:FF:FF:FF:FF	Ruckus:01:90:B9	802.11 beacon
10	<input type="checkbox"/>	5/27 13:58:23.994217	0.994217	11	218	-37	2	Ruckus:01:90:B9	FF:FF:FF:FF:FF:FF	Ruckus:01:90:B9	802.11 beacon
11	<input type="checkbox"/>	5/27 13:58:24.023987	1.023987	11	324	-79	1	Belkin:20:1C:C9	FF:FF:FF:FF:FF:FF	Belkin:20:1C:C9	802.11 beacon
12	<input type="checkbox"/>	5/27 13:58:24.096606	1.096606	12	218	-38	2	Ruckus:01:90:B9	FF:FF:FF:FF:FF:FF	Ruckus:01:90:B9	802.11 beacon
13	<input type="checkbox"/>	5/27 13:58:24.331211	1.331211	12	324	-81	1	Belkin:20:1C:C9	FF:FF:FF:FF:FF:FF	Belkin:20:1C:C9	802.11 beacon
14	<input type="checkbox"/>	5/27 13:58:25.048014	2.048014	11	324	-28	1	Belkin:20:1C:C9	FF:FF:FF:FF:FF:FF	Belkin:20:1C:C9	802.11 beacon


```

info: SSID (0)
info: supported rates (1)
  length: 4
  rate: 1.0 mbps basic
  rate: 2.0 mbps basic
  rate: 5.5 mbps basic
  rate: 11.0 mbps basic
info: DS param set (3)
info: TIM (5)
info: ERP information (42)
info: extended supported rates (50)
  length: 8
  rate: 6.0 mbps
  rate: 9.0 mbps
  rate: 12.0 mbps
  rate: 18.0 mbps
  rate: 24.0 mbps
  rate: 36.0 mbps
  rate: 48.0 mbps
  rate: 54.0 mbps
  
```

What is true of "basic" data rates in this context?

- A. The AP requires all client stations to support Basic rates in order to associate to its BSS.

- B. The highest data rate set to Basic is automatically used to send broadcast traffic such as Beacon frames.
- C. Basic rates are optional data rates for the BSS, often used for assuring connectivity for legacy stations.
- D. Basic rates are only used for multicast traffic, and do not affect unicast traffic.
- E. Basic rates are defined in an AP's service set to specify mandatory data rates for all retry frames.

Answer: A